


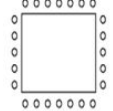

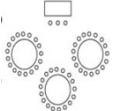



the **croydon park** hotel

Dimensions & Seating Capacity

| | Dimensions | Height | Reception  | Theatre  | Classroom  | Boardroom  | Banquet  | Cabaret  | U-Shape  |
|------------|------------|--------|--|---|--|--|--|--|--|
| Centennial | 22.5 x 12m | 3.2m | 225 | 220 | 100 | - | 190 | 120 | - |
| Winston | 12 x 7.5m | 3.2m | 75 | 80 | 25 | 30 | 50 | 40 | 30 |
| Wolsey | 12 x 7.5m | 3.2m | 75 | 80 | 25 | 30 | 50 | 40 | 30 |
| William | 12 x 7.5m | 3.2m | 75 | 80 | 25 | 30 | 50 | 40 | 30 |
| Barclay | 7.3 x 4.6m | 2.5m | 20 | 25 | 12 | 15 | 20 | 16 | 15 |
| Johnson | 8 x 7.5m | 2.7m | 40 | 40 | 15 | 23 | 40 | 16 | 20 |
| Lindbergh | 8 x 7.5m | 2.7m | 40 | 40 | 15 | 23 | 40 | 16 | 20 |
| Derby | 6.5 x 7.4m | 2.8m | 40 | 30 | 15 | 48 | 30 | 16 | 16 |
| Marino | 5 x 4m | 3m | - | - | - | 10 | - | - | - |